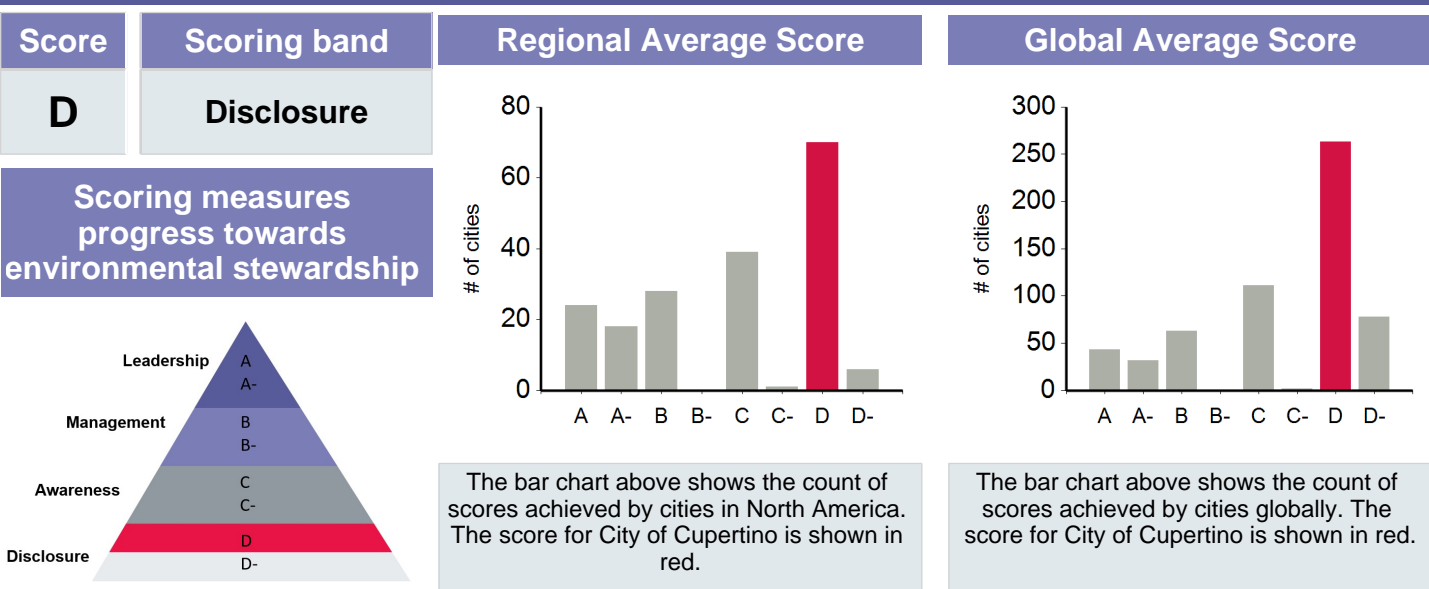


# City of Cupertino

## CDP Cities 2018

This snapshot report presents the score that City of Cupertino received for its response to CDP's 2018 questionnaire. CDP uses the scoring methodology to incentivize cities to measure and manage environmental impacts. Responses are scored by CDP and CDP's scoring partner ADEC, using the 2018 CDP Cities Scoring Methodology. Scores are private to cities although CDP will recognize and reward the highest scoring cities.

### Scoring



### Scoring band explanation



A city in the Disclosure scoring band has made the first step in the journey of understanding and reducing climate impacts. These cities understand the value of collecting data to drive climate action but may not have structures or resources in place to obtain the necessary information.

|                       | Adaptation | City-wide emissions | City-wide emissions reductions | Climate & social risk | Opportunities | Water supply |
|-----------------------|------------|---------------------|--------------------------------|-----------------------|---------------|--------------|
| City of Cupertino     | D          | D                   | D                              | D                     | D             | D            |
| North America Average | D          | D                   | D                              | C                     | C             | D            |
| Global Average        | D          | D                   | D                              | D                     | D             | D            |

Find more about CDP Cities at <https://www.cdp.net/en/cities>

## Information reported

This panel indicates what information was provided by City of Cupertino in the CDP's 2018 questionnaire which was used to determine your score. It also highlights some key points disclosed by cities globally and within your region.

| Information disclosed by City of Cupertino |                                     | % North America | % Globally |   |
|--|-------------------------------------|-----------------|------------|---|
| Risk/Vulnerability Assessment              | <input checked="" type="checkbox"/> | 51%             | 45%        |  Your city is committed to the Global Covenant of Mayors for Climate & Energy |
| Climate Adaptation Commitment              | <input checked="" type="checkbox"/> | 70%             | 58%        |   |
| Climate Adaptation Plan                    | <input type="checkbox"/>            | 35%             | 33%        |  Your city is committed to reduce its emissions by 83% by 2050                |
| Climate Action Plan                        | <input checked="" type="checkbox"/> | 56%             | 42%        |   |
| City-wide GHG Emissions Inventory          | <input checked="" type="checkbox"/> | 74%             | 54%        | <b>Transparency</b><br>Your city disclosed publicly   |
| City-wide Emissions Reduction Target       | <input checked="" type="checkbox"/> | 65%             | 46%        |   |
| Renewable Energy Target                    | <input checked="" type="checkbox"/> | 43%             | 31%        |   |

## How to improve your city's score

| Sections Questionnaire                | Next steps Disclosure band  |
|---------------------------------------|---|
| <b>Introduction and governance</b>    | Consider addressing climate impacts within the city master plan. This action demonstrates a commitment to addressing and preparing for climate change.  |
| <b>Hazards and Adaptation</b>         | Conduct and/or disclose a risk assessment to include all climate hazards experienced in the city and how these expect to change in the future. Having a risk assessment is the first step in preparing for the impacts of climate change. Having a mayoral commitment to adapting to climate change demonstrates to potential funders the political commitment to reducing vulnerability for the citizens and businesses within the city. |
| <b>Opportunities</b>                  | Check with other departments in your authority to see if they're working on projects that involve partnership with the private sector, these may involve a relevant climate or sustainability dynamic. Relevant projects to disclose could include recent projects, studies or funding bids. Collaboration with the private sector can be invaluable in highlighting the potential co-benefits of addressing climate impacts.             |
| <b>City-wide Emissions</b>            | City-wide emissions inventories should be a priority for cities as a step towards measuring and managing GHG's across their boundary.   |
| <b>Energy and Emissions reduction</b> | To find your city-wide energy mix breakdown, talk to a local or national utility provider for this data. Please provide a comment to indicate where you received the data from. Consider developing and/or reporting a city-wide climate change action plan. Emissions reductions targets should be a key component of this plan.   |
| <b>Water</b>                          | By mapping the sources of your city's water supply, cities can consider assessing the key risks which are associated with it.   |

[Click here](#) for a more detailed explanation of the score per band for each section of the questionnaire, along with CDP's recommendation for cities who receive a Disclosure (D) band score.

## Resources

| Benchmark Against Your Peers  | Explore Data   | Connecting to Finance   |
|---|--|---|
| To see how your city compares to other cities, check out <a href="#">Cities Analytics</a> | Explore all public information by accessing our <a href="#">Open Data Portal</a> | Showcase relevant projects through our <a href="#">Matchmaker Program</a>                 |
| 2018 City of Cupertino Response   | Understanding the Questionnaire  | Learn and Progress  |
| Download your full <a href="#">2018 response</a>  | Read more on the topics highlighted here in the <a href="#">Cities Guidance</a>  | Request a score feedback call, e-mail: <a href="mailto:cities@cdp.net">cities@cdp.net</a> |

Find more about CDP Cities at <https://www.cdp.net/en/cities>